

Ex-seeding Expectations with Seeds!

Why did the farmer plant a
seed in his pond?



He was trying to
grow a water-
melon

CONFIDENCE
meets parenting



Workshop Plan!

- Make a Seed Journal!
 - Seed Observations
 - Seed Germination
 - Seed Saving



MINNESOTA
Agriculture in the Classroom

Make a Seed Journal!

From [My Little Seed House and Seed Book Lesson](#)


1. Cut the top, bottom, and right sides so that the seed packet opens up like a book with the plant picture on the front cover.
2. Fold paper in half so that it fits inside the packet.
3. Use a rubber band to secure the paper inside the seed packet.



MINNESOTA
Agriculture in the Classroom




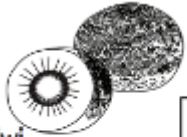




Seed Observations

1. [Seed Sorting](#)
2. [Seed Match](#)



The Seed Match

Use the chart to match the correct seed with the picture of the plant which produces that seed.

 Peanut	 Strawberry
 Squash	 Kiwi
 Apple	 Wheat
 Bell Pepper	 Edamame



MINNESOTA
Agriculture in the Classroom

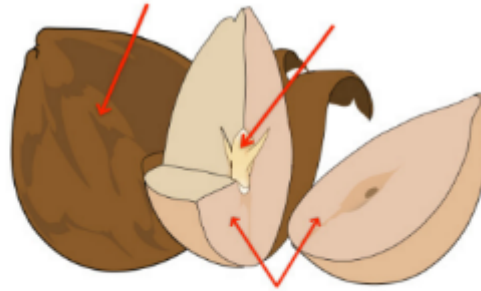
Name: _____

Seed Dissection

Seed Coat:

Food Supply:

Embryo:



Place seed parts here:

Seed Coat

Food Supply

Embryo

Seed Dissection

1. [Seeds, Miracle](#)
2. [Bean Seed C](#)



MINNESOTA
Agriculture in the Classroom

Seed Germination

1. Sowing seeds in soil
2. [Living Necklace](#)
3. [Farming in a Glove](#)



MINNESOTA
Agriculture in the Classroom

Seed Growing and Saving

1. Growing
 - a. Seed Tape
2. Saving
 - a. Marigolds!
 - b. [North Circle Seeds](#)





MINNESOTA
Agriculture in the Classroom

Thank you!

Sue Knott
sue.knott@state.mn.us

